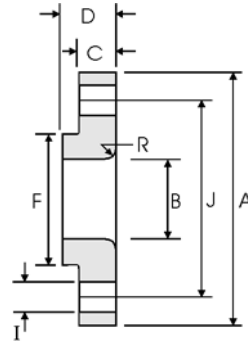




# Lap Joint Flanges - ANSI B16.5



## Class 2500 lb

Nominal Pipe Size	Pipe	Flange Data				Lap	Hub	Drilling Data			Weight
		A	B	C	D	R	F	H	I	J	
	Outside Diameter	Overall Diameter	Inside Diameter	Flange Thickness min	Overall Length	Lap Radius	Hub Diameter	Number of Holes	Bolt Hole Diameter	Diameter of Circle of Holes	kg/ piece
	in mm	in mm	in mm	in mm	in mm	in mm	in mm		in mm	in mm	
1/2	0.840	5.255	0.900	1.190	1.560	0.120	1.690	4	0.880	3.500	2.92
	21.30	133.4	22.90	30.20	39.60	3.000	42.90		22.40	88.90	
3/4	1.050	5.500	1.110	1.250	1.690	0.120	2.000	4	0.880	3.750	3.40
	26.70	139.7	28.20	31.75	42.90	3.000	50.80		22.40	95.30	
1	1.315	6.250	1.380	1.380	1.880	0.120	2.250	4	1.000	4.250	4.77
	33.40	158.8	35.10	35.10	47.80	3.000	57.15		25.40	108.0	
1 1/4	1.660	7.250	1.720	1.500	2.060	0.190	2.880	4	1.120	5.120	7.08
	42.20	184.2	43.70	38.10	52.30	4.800	73.15		28.40	130.0	
1 1/2	1.900	8.000	1.970	1.750	2.380	0.250	3.120	4	1.250	5.750	9.93
	48.30	203.2	50.00	44.50	60.45	6.400	79.25		31.75	146.1	
2	2.375	9.250	2.460	2.000	2.750	0.310	3.750	8	1.120	6.750	14.7
	60.30	235.0	62.50	50.80	69.85	7.900	95.30		28.40	171.5	
2 1/2	2.875	10.50	2.970	2.250	3.120	0.310	4.500	8	1.250	7.750	21.3
	73.00	266.7	75.40	57.15	79.25	7.900	114.3		31.75	196.9	
3	3.500	12.00	3.600	2.620	3.620	0.380	5.250	8	1.380	9.000	32.3
	88.90	304.8	91.40	66.55	91.90	9.700	133.4		35.10	228.6	
4	4.500	14.00	4.600	3.000	4.250	0.440	6.500	8	1.620	10.75	52.5
	114.3	355.6	116.8	76.20	108.0	11.20	165.1		41.10	273.1	
5	5.563	16.50	5.690	3.620	5.120	0.440	8.000	8	1.880	12.75	82.6
	141.3	419.1	114.5	91.90	130.0	11.20	203.2		47.80	323.9	
6	6.625	19.00	6.750	4.250	6.000	0.500	9.250	8	2.120	14.50	127
	168.3	482.6	171.5	108.0	152.4	12.70	235.0		53.80	368.3	
8	8.625	21.75	8.750	5.000	7.000	0.500	12.00	12	2.120	17.25	186
	219.1	552.5	222.3	127.0	177.8	12.70	304.8		53.80	438.2	
10	10.75	26.50	10.92	6.500	9.000	0.500	14.75	12	2.620	21.25	352
	273.0	673.1	277.4	165.1	228.6	12.70	374.7		66.55	539.8	
12	12.75	30.00	12.92	7.250	10.00	0.500	17.38	12	2.880	24.38	501
	323.8	762.0	328.2	184.2	254.0	12.70	441.5		73.15	619.3	

### Notes

- Weights are based on manufacturer's data and are approximate.
- For tolerances see page 8-4.